











Sample 7 Day Study Tour Program

	Activity	In school lesson focus
<p>Day 1</p>	<p>Arrival Day Be introduced to St John's staff and meet your friendly homestay family. Relax and unwind in your new home after your flight.</p>	
<p>Day 2</p>	<p>Mt Coot-tha Lookout Get your bearings and look out across the beauty of Australia's 3rd largest city, Brisbane. On a clear day you can see all the way to the bay. Great photo opportunities.</p> <p>Lone Pine Koala Sanctuary Get up close and personal with plenty of Australian animals. Cuddle a koala, feed kangaroos and talk with a cockatoo.</p> 	<p>Australian Animals</p> <ul style="list-style-type: none"> - Learn about what makes Australian animals unique through pictures, games, art and craft. Study (amongst other things) the koala, kangaroo, platypus, emu and echidna. - Learn about how to interact with the bush turkey and water dragon you will meet on the day's excursion. - Create animal art to take home with you.
<p>Day 3</p>	<p>Queensland Museum Learn about the present and past including our local animals, the Great Barrier Reef, Brisbane of old and Australian dinosaurs.</p> <p>Gallery of Modern Art There's always something interesting on display. Immerse yourself in art in the special Children's Art Centre.</p> 	<p>Australian Geography</p> <ul style="list-style-type: none"> - Be able to place major cities, states, territories and places of interest like the Great Barrier Reef and Uluru (Ayers Rock) on a map of Australia. - Learn about the meaning behind the Australian and Aboriginal flags. 



<p>Day 4</p>	<p>Queen Street Mall A chance for you to shop for souvenirs and gifts for loved ones in the heart of the city.</p> <p>Botanic Gardens Take in the lush sub-tropical quiet just moments away from the hustle and bustle of the city.</p> <p>Queensland University of Technology Science and Engineering Cube Get hands on in one of the world's largest digital interactive learning environments.</p> <p>Goodwill Bridge and Southbank Walk across the Brisbane River into Southbank. Explore the Parklands, with its lush foliage, public beach, lagoons and picnic areas.</p>	<p>Beach Culture</p> <ul style="list-style-type: none">- Discover the role of the amazing volunteer surf lifesavers and the dos and don'ts for swimming in the ocean. 
<p>Day 5</p>	<p>The Gold Coast Feel the sand between your toes at one of Australia's most famous beaches. A wonderful spot for memorable photos.</p> <p>Seaworld, Dreamworld or Movieworld Enjoy all the fun of the thrill rides or be captivated by the live performances and animal shows.</p>	
<p>Day 6</p>	<p>Wolston House Learn about Brisbane's colonial past with a guided tour and hands on activities at this historic homestead.</p> 	<p>Australian and Brisbane history</p> <ul style="list-style-type: none">- Learn about Australia's convict and colonial past through stories and drama.



Day 7	Reliving your experience and graduation preparation Spend the day with your English teacher engaging in a range of activities designed to consolidate your learning throughout the study tour. Prepare a presentation to staff and your homestay families as part of your graduation ceremony that afternoon. At lunch, enjoy a barbecue hosted by the International student prefects.	Art <ul style="list-style-type: none">- Put together a collage of your Australian experience; or- Say thank you to your homestay by creating for them a personal thank you card. Graduation preparation Learn a song, poem or story to present in your graduation ceremony.
Day 8	Free day with homestay A chance for you to spend a day with your host families. Homestay families will show you their way of life. This may include playing sports, attending a church service, swimming, picnics and barbecues, shopping, visiting relatives or day trips to other areas of interest.	

Although students will be given the chance to write, the focus in all lessons is on improving students' conversational English and giving as many opportunities as possible to practise speaking with their native speaking teacher, other students, members of the public and themselves.