








## Sample 14 Day Study Tour Program

|                     | Activity  | In school lesson focus  |
|---------------------|---|---|
| <p><b>Day 1</b></p> | <p><b>Arrival Day</b><br/>Be introduced to St John's staff and meet your friendly homestay family. Relax and unwind in your new home after your flight.</p>   |    |
| <p><b>Day 2</b></p> | <p><b>Mt Coot-tha Lookout</b><br/>Get your bearings and look out across the beauty of Australia's 3<sup>rd</sup> largest city, Brisbane. On a clear day you can see all the way to the bay. Great photo opportunities.</p> <p><b>Lone Pine Koala Sanctuary</b><br/>Get up close and personal with plenty of Australian animals. Cuddle a koala, feed kangaroos and talk with a cockatoo.</p>  | <p><b>Australian Animals</b></p> <ul style="list-style-type: none"> <li>- Learn about what makes Australian animals unique. Study the basic biology of marsupials, our flightless birds and the world's only monotremes (mammals that lay eggs).</li> </ul>    |
| <p><b>Day 3</b></p> | <p><b>Queensland Museum</b><br/>Learn about the present and past including our local animals, the Great Barrier Reef, Brisbane of old and Australian dinosaurs.</p> <p><b>Gallery of Modern Art</b><br/>There's always something interesting on display. Immerse yourself in art in the special Children's Art Centre.</p>   | <p><b>Australian Geography</b></p> <ul style="list-style-type: none"> <li>- Be able to place major cities, states, territories and places of interest like the Great Barrier Reef and Uluru (Ayers Rock) on a map of Australia.</li> <li>- Learn about the meaning behind the Australian and Aboriginal flags.</li> </ul>  |





|                     |  |  |
|---------------------|--|--|
| <p><b>Day 4</b></p> | <p><b>Queen Street Mall</b><br/>A chance for you to shop for souvenirs and gifts for loved ones in the heart of the city.</p> <p><b>Botanic Gardens</b><br/>Take in the lush sub-tropical quiet just moments away from the hustle and bustle of the city.</p> <p><b>Queensland University of Technology Science and Engineering Cube</b><br/>Get hands on in one of the world's largest digital interactive learning environments.</p> <p><b>Goodwill Bridge and Southbank</b><br/>Walk across the Brisbane River into Southbank. Explore the Parklands, with its lush foliage, public beach, lagoons and picnic areas.</p>  | <p><b>Beach Culture</b></p> <ul style="list-style-type: none"> <li>- Learn about the importance of the beach in the Australian consciousness.</li> <li>- Discover the role of the amazing volunteer surf lifesavers and the dos and don'ts for swimming in the ocean.</li> </ul>    |
| <p><b>Day 5</b></p> | <p><b>University of Queensland</b><br/>Contemplate the historic beauty of one of the top 100 world universities while walking through the classic sandstone cloisters of The Great Court.</p> <p><b>New Farm Park</b><br/>Visit one of Brisbane's oldest and most favoured parks.</p>  | <p><b>School Life</b></p> <ul style="list-style-type: none"> <li>- Compare the differences between an Australian and Asian school day. What are the characteristics of a typical high school in Australia?</li> <li>- Discover the pathways available to attend university in Queensland.</li> </ul>   |
| <p><b>Day 6</b></p> | <p><b>School Immersion</b><br/>An opportunity to experience Australian student life. Meet the friendly St John's students and attend typical lessons.</p>   | <p><b>Classes</b></p> <ul style="list-style-type: none"> <li>- Attend a St John's Anglican College chapel or assembly and one or more of the following lessons with Australian students: Chinese, Physical Education, Art, Music or Drama. You might learn to play cricket, tutor Australian students in Chinese, do an Aboriginal dot painting, take part in a play or play an instrument in a small ensemble.</li> <li>- Enjoy morning tea or lunch with your new Australian friends.</li> </ul> |



|                     |   |  |
|---------------------|---|--|
| <p><b>Day 7</b></p> | <p><b>The Gold Coast</b><br/>         Feel the sand between your toes at one of Australia's most famous beaches. A wonderful spot for memorable photos.</p> <p><b>Seaworld, Dreamworld or Movieworld</b><br/>         Enjoy all the fun of the thrill rides or be captivated by the live performances and animal shows.</p>                 |    |
| <p><b>Day 8</b></p> | <p><b>Into the Suburbs</b><br/>         Compare the everyday by immersing yourself in the local ways. Find Australian foods at the local shopping centre, study local architecture and spend some time at the lake which gives the suburb its name.</p>  | <p><b>Australian Food</b></p> <ul style="list-style-type: none"> <li>- Discover classic Australian foods and where you'd find them in the shops.</li> <li>- Discuss the differences between food production and food safety in Australia and Asia.</li> </ul> <p><b>Money</b></p> <ul style="list-style-type: none"> <li>- Learn about Australian notes and coins and their values.</li> <li>- Practise conversations you might have in a shop.</li> </ul> <p><b>Queensland Housing</b></p> <ul style="list-style-type: none"> <li>- Appreciate different styles of housing in Queensland (for example, 'The Queenslander', lowset brick, townhouse and units) and compare this with Asian accommodation.</li> </ul> |
| <p><b>Day 9</b></p> | <p><b>Wolston House</b><br/>         Learn about Brisbane's colonial past with a guided tour and hands on activities at this historic homestead.</p>   | <p><b>Australian and Brisbane History</b></p> <ul style="list-style-type: none"> <li>- Learn about Australia's convict and colonial past through stories and drama.</li> </ul> <p><b>The Australian Justice System</b></p> <ul style="list-style-type: none"> <li>- Learn the basics of Australia's three part justice system; the police, the courts and parliament.</li> </ul>   |



|                             |  |   |
|-----------------------------|--|---|
| <p><b>Day 10</b></p>        | <p><b>Fernvale</b><br/>Stop for meat pie in a typical Australian country town.</p> <p><b>Wivenhoe Dam</b><br/>Visit Brisbane's largest fresh drinking water source. There's plenty of time to enjoy the lake's recreational facilities.</p>  | <p><b>Storytelling</b></p> <ul style="list-style-type: none"> <li>- Read Australian narratives including Aboriginal dreamtime stories and dramatise these for the enjoyment of the class.</li> </ul>  |
| <p><b>Day 11</b></p>        | <p><b>Mooloolaba</b><br/>Enjoy the laid-back beach culture on the Sunshine Coast. Another great opportunity for iconic beach photographs.</p> <p><b>Montville</b><br/>Experience a touch of Europe while exploring the shops in this unique town in the Sunshine Coast hinterland.</p>   |   |
| <p><b>Day 12</b></p>        | <p><b>Reliving your experience and graduation preparation</b><br/>Spend the day with your English teacher engaging in a range of activities designed to consolidate your learning throughout the study tour. Prepare a presentation to staff and your homestay families as part of your graduation ceremony that afternoon. At lunch, enjoy a barbecue hosted by the International student prefects.</p> | <p><b>Quizzes and Competitions</b></p> <ul style="list-style-type: none"> <li>- Your opportunity to showcase your knowledge about Australia and what you've learnt on your study tour through fun group activities.</li> </ul> <p><b>Art</b></p> <ul style="list-style-type: none"> <li>- Say thank you to your homestay by creating a personalised thank you card.</li> </ul> <p><b>Graduation Preparation</b></p> <ul style="list-style-type: none"> <li>- Learn a song or poem or review your time in Australia to present in your graduation ceremony.</li> </ul> |
| <p><b>Day 13 and 14</b></p> | <p><b>Free day(s) with Homestay</b><br/>A chance for you to spend a day with your host families. Homestay families will show you their way of life. This may include playing sports, attending a church service, swimming, picnics and barbecues, shopping, visiting relatives or day trips to other areas of interest.</p>  |    |

Although students will be given the chance to write, the focus in all lessons is on improving students' conversational English and giving as many opportunities as possible to practise speaking with their native speaking teacher, other students, members of the public and themselves.